



TRIALOG



TRIALOG app & ECVET toolkit Ildiko PATAKI – ECVET expert, Romania



ECVET Annual Forum 2017:
The role of ECVET to further promote flexible vocational pathways
19-20 October 2017, St. Paul's Bay (Qawra), Malta



CONNECTING COMPANIES / TEACHERS / STUDENTS

▲ **PURPOSE**

Dual learning demands a communication tool, which clears out the expectations of the schools and companies. In an Erasmus + meeting in Rome, participants of Italy, Romania, Germany and Belgium found common ground to develop an application to step up to the demands of dual learning.

▲ **AIMS**

NO BARRIERS

An app is a user-friendly well known instrument with youth and adults.

DIRECT AND POSITIVE FEEDBACK

The app wants to bring the feedback directly and in a positive way to the student.

COMMUNICATION

The app brings the communication between students, teachers and mentors in a swift way, thanks to a messenger function.

PORTFOLIO

TRIALOG
CONNECTING COMPANIES / TEACHERS / STUDENTS

▲ <http://criovest.ro/trialog>
 ▲ [3alogEplus](#)
 App: Iphone / Android



▲ **PARTNERS**



Co-funded by the


Happy with your
smartphone!

How to use it for your
internship!

try `trialog app`



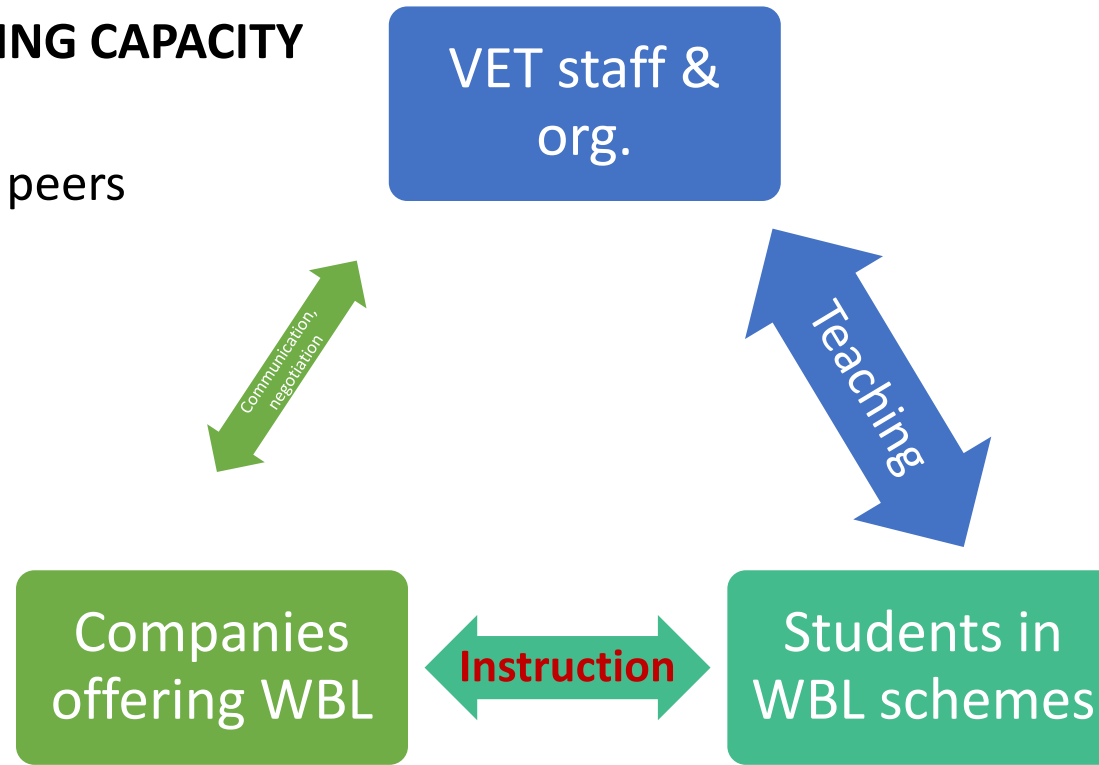
TRIALOG



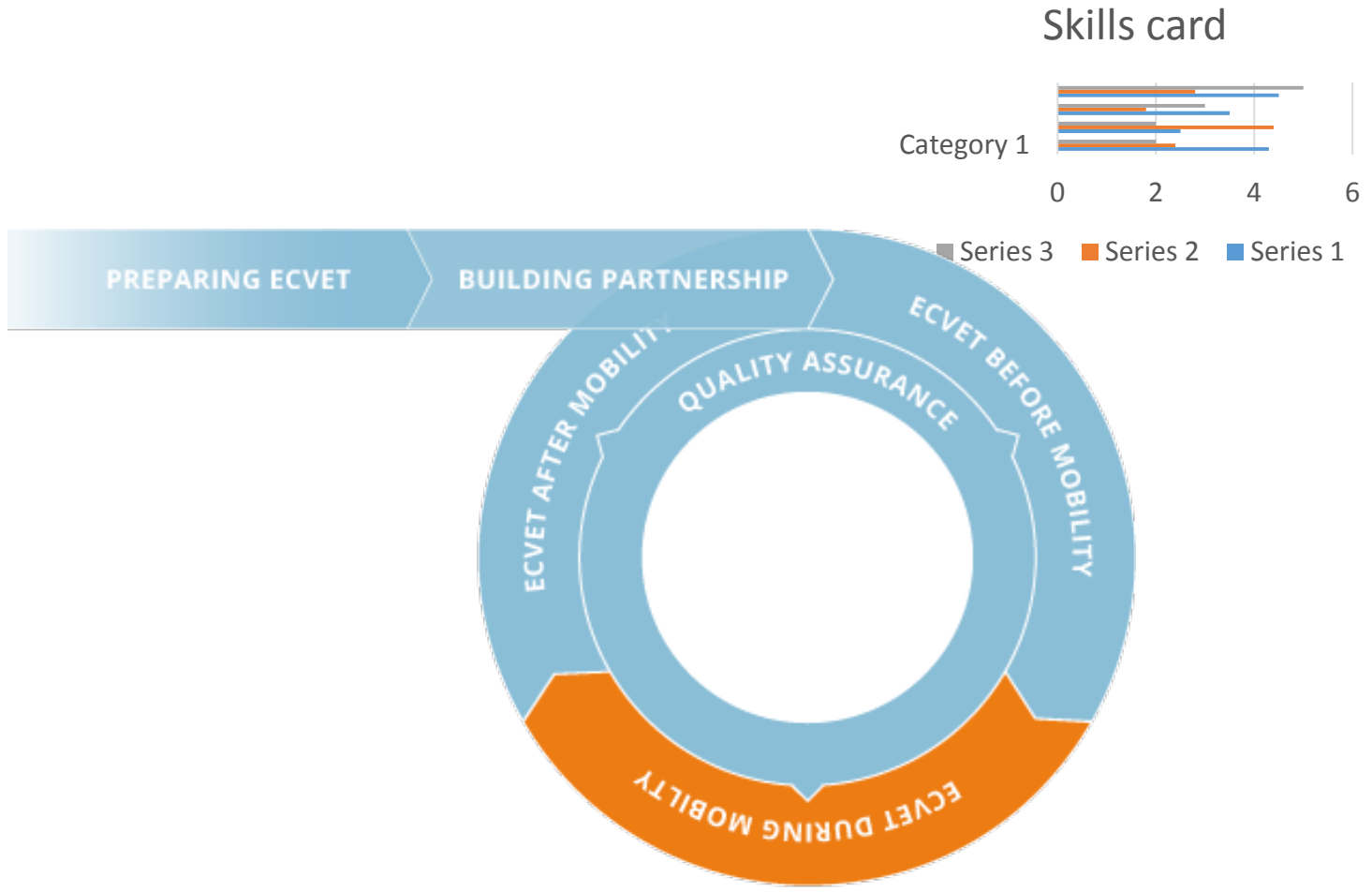
the TRIALOG mobile app support the teaching & learning process by:

WORK BASED TEACHING CAPACITY BUILDING –

for the Teacher-Tutor peers



**GRADUATES EMPLOYABILITY
SKILLS STRENGTHEN**– ensuring
portability and transferability of
them



Learning Outcomes

- Level
- WBL context

Task1

- Feedback
- Comment

Task2

- Feedback
- Comment




Placeholder for a task or learning outcome card.

portfolio Details

portfolio Details

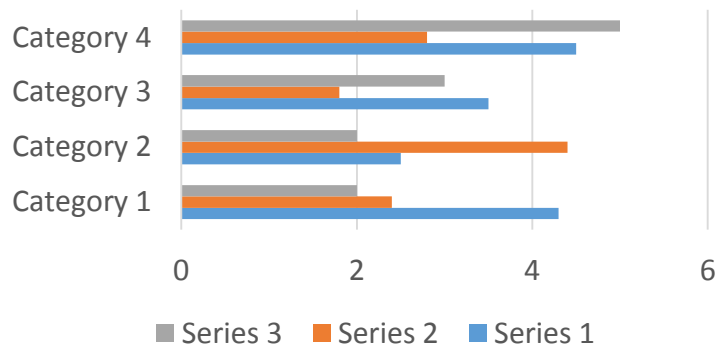
portfolio Details



TRIALOG app WBLT - `during` internship

Features for WBLT work based learning tool

Skills card



Learning Outcomes

- Level
- WBL context

ENDORSEMENT

- TUTOR
- TEACHER

Placeholder for additional content


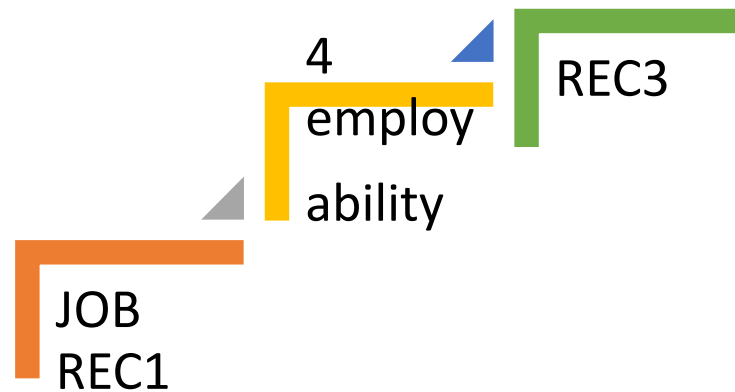
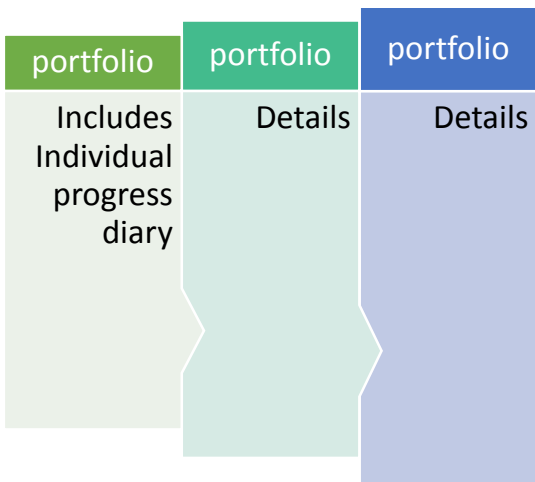
Task1

- Feedback
- Comment

Task2

- Feedback
- Comment

Placeholder for Task 3



TRIALOG app design

1 Login

The login screen features a background image of three people. At the top, the TRIALOG logo is displayed with the tagline 'CONNECTING COMPANIES, TEACHERS, STUDENTS'. Below the logo are input fields for 'Username' and 'Password', a red 'LOGIN' button, and a 'Forgot password?' link. At the bottom, there are links for 'Terms and Conditions' and a note: 'This is a pilot program, contact us for more info.'

2 List Tutor

The 'List Tutor' screen shows a list of tutors under a 'TO DO' header. Each entry includes a school name (e.g., Newton High School, Lakewood High School, Luther High School), a tutor name (e.g., John Brown, David Peterson, Sarah Blake), and a start date (e.g., 'STARTING ON 25 AUGUST 2017').

3 Homepage Tutor

The 'Homepage Tutor' screen displays a 'TODAY' view of the tutor list, showing the same entries as the 'List Tutor' screen.

5 Program

The 'Program' screen shows details for an 'INTERNSHIP' at Newton High School, assigned to John Brown. It lists the program as 'ABC Company' for Thomas Green, with a duration of 'FROM 25 APRIL 2017 TO 12 MAY 2017'. Below this, there is a section for 'ENROLLED STUDENTS' with a list of student names.

4 Menu

The menu screen has a red background and displays a greeting: 'HELLO, JIM WHITE'. It features four main navigation options: 'TODAY', 'TO DO', 'ARCHIVE', and 'PROFILE', each with a corresponding icon. A 'LOGOUT' button is located at the bottom.

2 List Teacher/Student

The 'List Teacher/Student' screen shows a list of companies under a 'TO DO' header. Each entry includes a company name (e.g., ABC Company, XYZ Corporation, LMN Company), a name (e.g., Thomas Green, Anne Davies, Louis Jackson), and a start date (e.g., 'STARTING ON 25 AUGUST 2017').

3 Homepage Student

The 'Homepage Student' screen displays a 'TODAY' view of the teacher/student list, showing the same entries as the 'List Teacher/Student' screen.

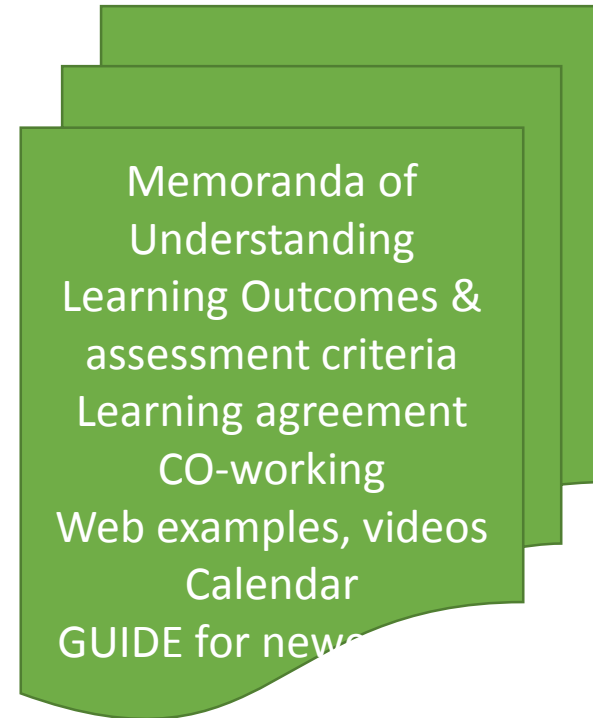
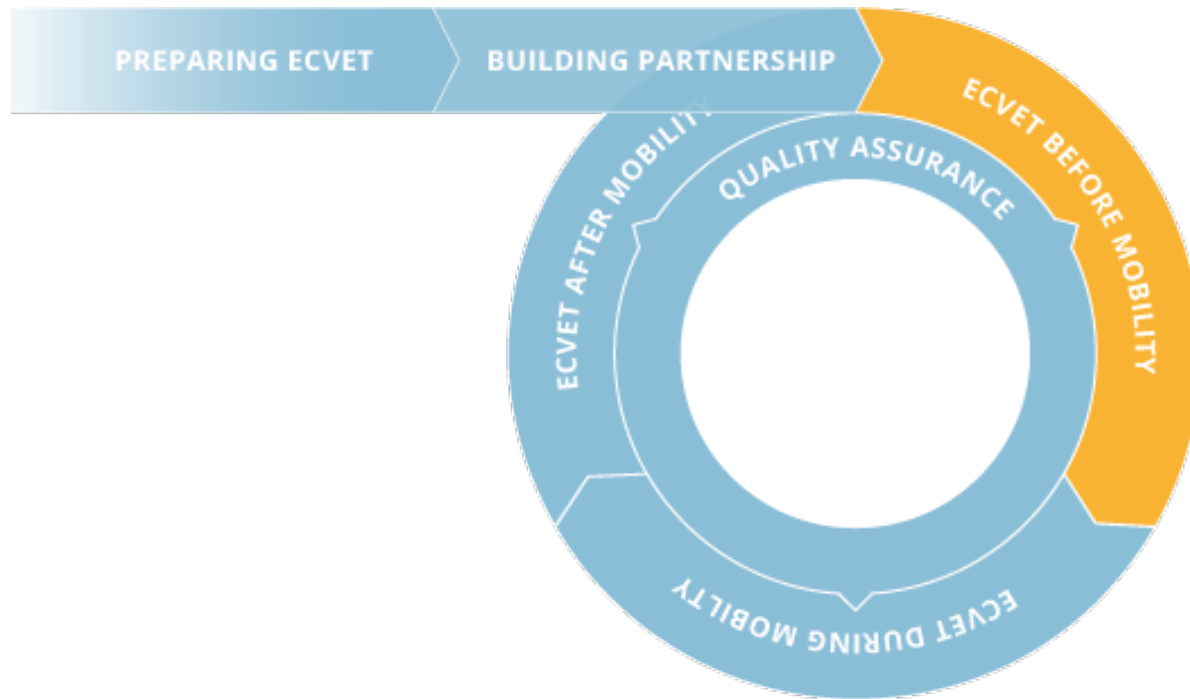
6 Daily Task Student

The 'Daily Task Student' screen shows a task for '25 APRIL'. It includes a 'TASK DESCRIPTION' with placeholder text, a 'TECHNICAL SKILL' section with a 'Technical skill name' input field, and a 'SELF ASSESSMENT' section with three radio button options: 'Could be Improved', 'Average', and 'Good'.

A 'NEW INTERNSHIP' form overlay is shown, tilted at an angle. It features a red header with the TRIALOG logo and a dropdown menu for 'Student Name'. Below this is a 'Start date' field with a date picker showing 'June 2017' and a calendar grid. The calendar grid is as follows:

Sun	Mon	Tue	Wed	Thu	Fri	Sat
28	29	30	31	1	2	3
4	5	6	7	8	9	10
11	12	13	14	15	16	17
18	19	20	21	22	23	24
25	26	27	28	29	30	1

Below the calendar are several input fields for 'Level' and 'Objective', and a 'LOGOUT' button at the bottom.



TRIALOG app WBTT - `before` internship


Features for WBTT work based teaching tool

Memoranda of Understanding
Learning Outcomes & assessment
criteria
Learning agreement
CO-working
Web examples, videos
Calendar
GUIDE for newcomers

TRIALOG 2016-1-RO01-KA202-024528




WBTT – interface Responsive layout & for MoU




The image shows a form titled "NEW INTERNSHIP" on the TRIALOG website. The form includes a "Start date" field with a date picker set to June 2017. Below the date picker is a calendar grid showing the days of the month. The form also has fields for "Level" and "Objective".

Sun	Mon	Tue	Wed	Thu	Fri	Sat
28	29	30	31	1	2	3
4	5	6	7	8	9	10
11	12	13	14	15	16	17
18	19	20	21	22	23	24
25	26	27	28	29	30	1



VET pathways – not flexible enough!

- Increasing GAP between the graduates skills and employers needs
- TOP 10 skills vs. list of certified competencies



World Economic Forum – top 10 in 2015 – 2020

in 2020

1. Complex Problem Solving
2. Critical Thinking
3. Creativity
4. People Management
5. Coordinating with Others
6. Emotional Intelligence
7. Judgment and Decision Making
8. Service Orientation
9. Negotiation
10. Cognitive Flexibility

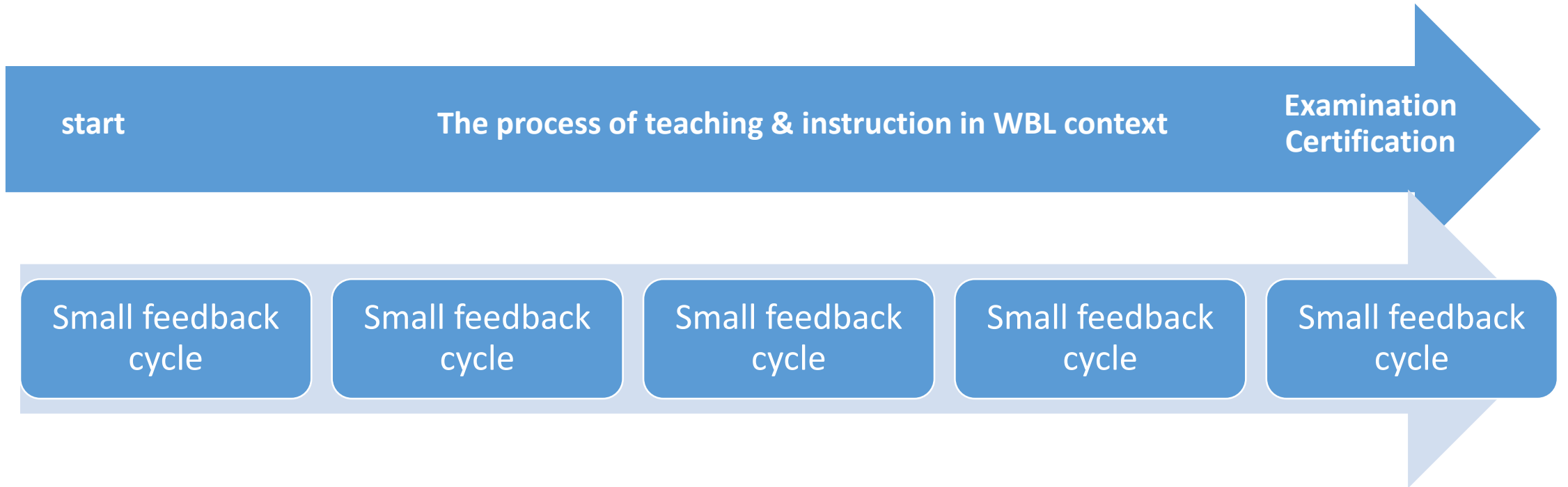
in 2015

1. Complex Problem Solving
2. Coordinating with Others
3. People Management
4. Critical Thinking
5. Negotiation
6. Quality Control
7. Service Orientation
8. Judgment and Decision Making
9. Active Listening
10. Creativity

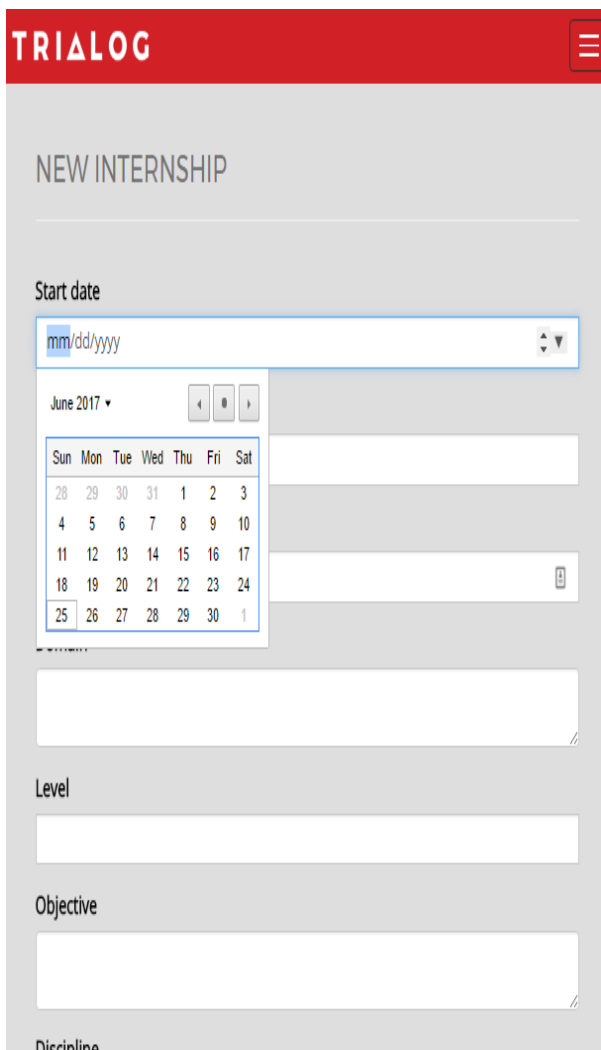


TRIALOG 2016-1-RO01-KA202-024528

The conceptual basis for the solution is
to SPLIT the WBL process in SMALL FEEDBACK CYCLES –
excellence in TE – TU cooperation - supported by the WBTT
support the students by the VBLT



NEXT STEPS



TRIALOG

NEW INTERNSHIP

Start date

mm/dd/yyyy

June 2017



Sun	Mon	Tue	Wed	Thu	Fri	Sat
28	29	30	31	1	2	3
4	5	6	7	8	9	10
11	12	13	14	15	16	17
18	19	20	21	22	23	24
25	26	27	28	29	30	1

Level

Objective

Discipline

- **Oct.-Dec. 2017:** final version of MoU uploaded in the web interface
- **Jan.2018** – app - final testing
- **Febr 2018** - whole pilot cycle with students
- LOCAL INTERNSHIPS (RO, BE)
- INTERNATIONAL MOBILITIES (BE in UK)
- SCHOOL & COMPANY BASED STAGES
- **March** – BLENDED MOBILITY OF STUDENTS IN GERMANY, demo sessions and international validation of the tools
- **April- June** – DISSEMINATION AND EXIT PROJECT DESIGN



thanks for our `trialog` team!
JOIN us! <http://criovest.ro/trialog/>

